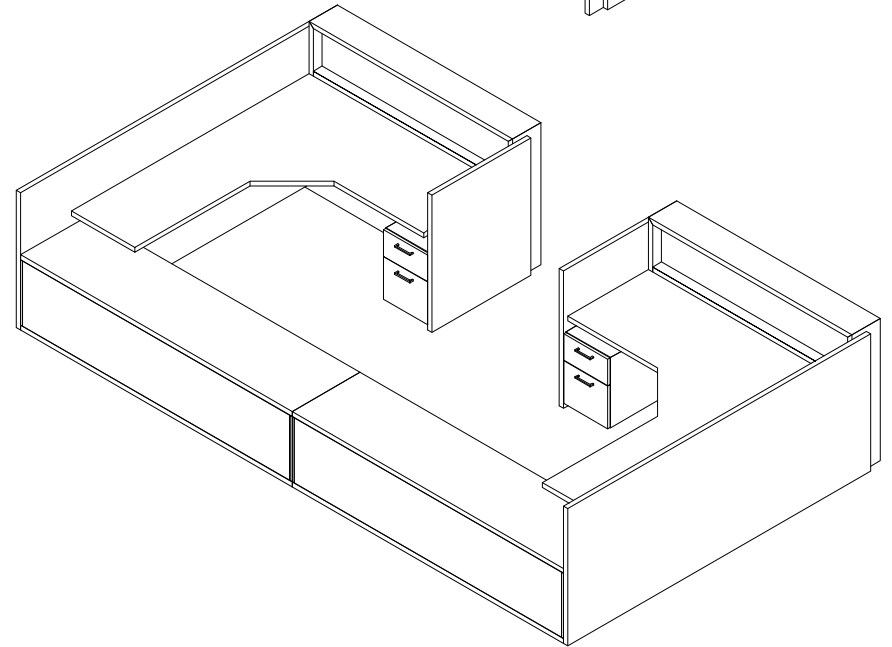
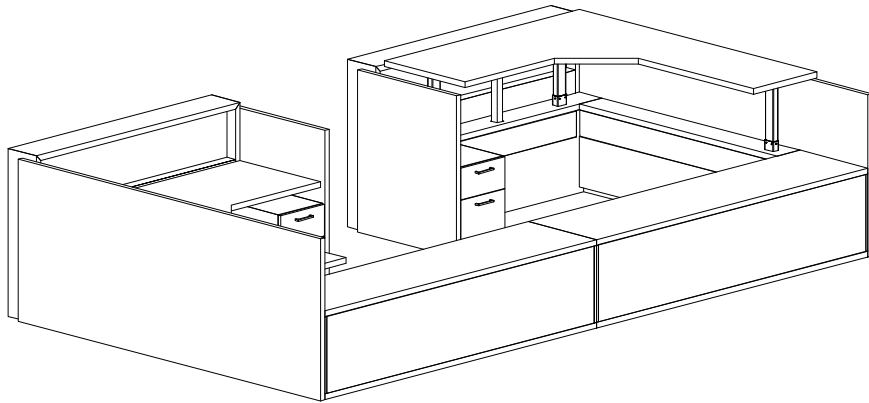
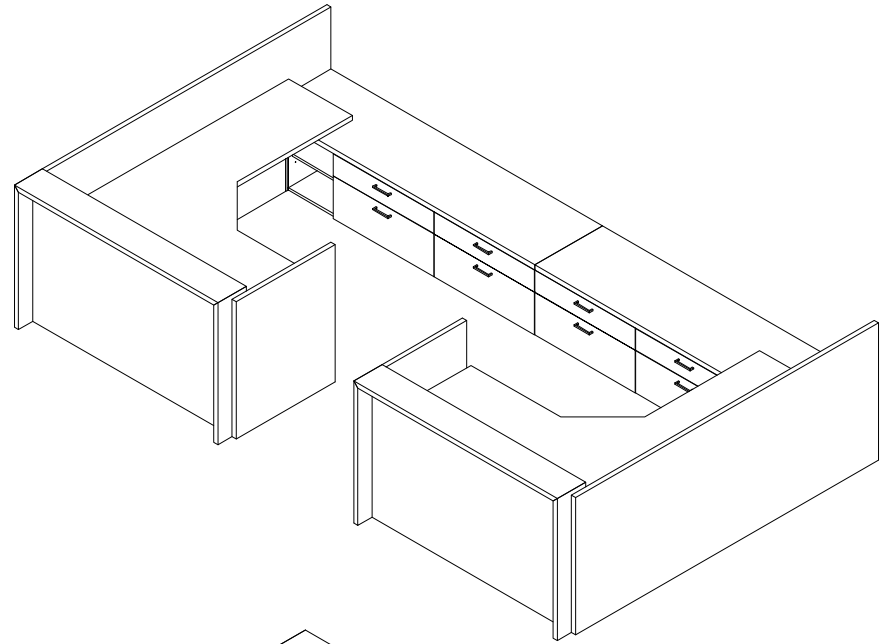
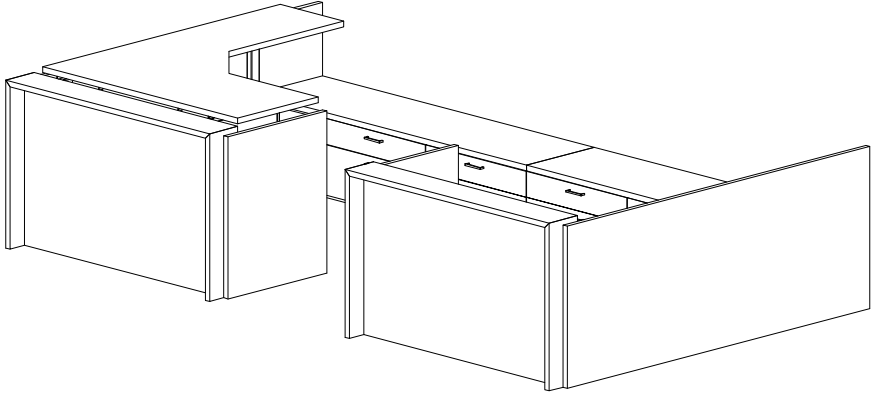


SECTION B-B

Technical drawing of a three-part cabinet system. The left and right parts are tall units with a height of 43.50 and a depth of 42.00. The middle part is a shorter unit with a width of 45.00. All units have a "GRAIN" texture indicated by a diagonal line and the word "GRAIN".

SECTION C-C

CUSTOMER		PRODUCT LINE		SPECIES	
JOB NO	TAG	DESCRIPTION			
LINE NO	FINISH				
QUANTITY	CHECKED BY				
DATE 12/8/2024	DRAWN BY M Bowman				
B.O.M.		SHEET NO 1 OF 2		DRAWING NUMBER FOUNDATION^WS3	
REV					



EDGE BAND KEY
V=ROLL VENEER
V1=1-PLY
V3=3PLY
V16=1/16"
L=LAMINATE

CCN

200 LEHIGH STREET
GENEVA, NY 14456
315-789-4400
www.ccnintl.com

CUSTOMER		PRODUCT LINE	SPECIES
JOB NO	TAG	DESCRIPTION	
LINE NO	FINISH		
QUANTITY	CHECKED BY		
DATE 12/8/2024	DRAWN BY M Bowman	DRAWING NUMBER FOUNDATION^WS3	
B.O.M.	SHEET NO 2 OF 2	REV	