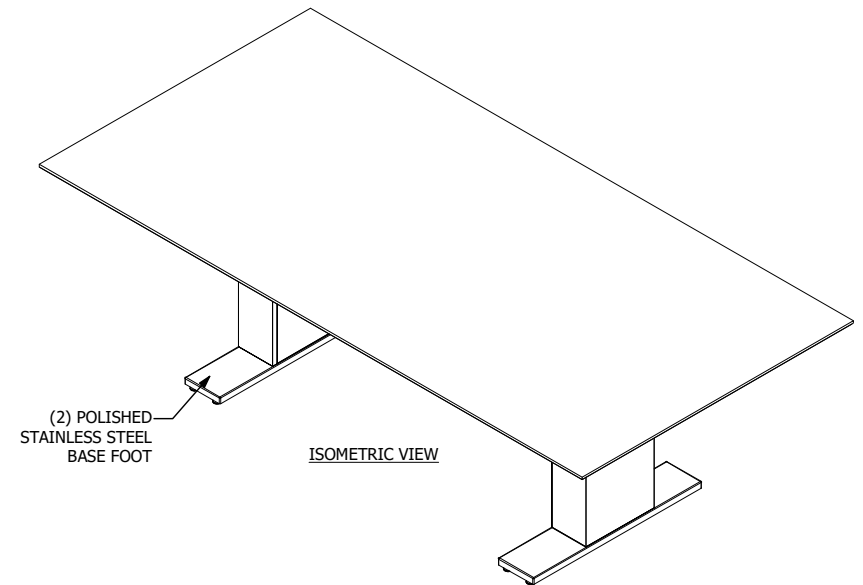
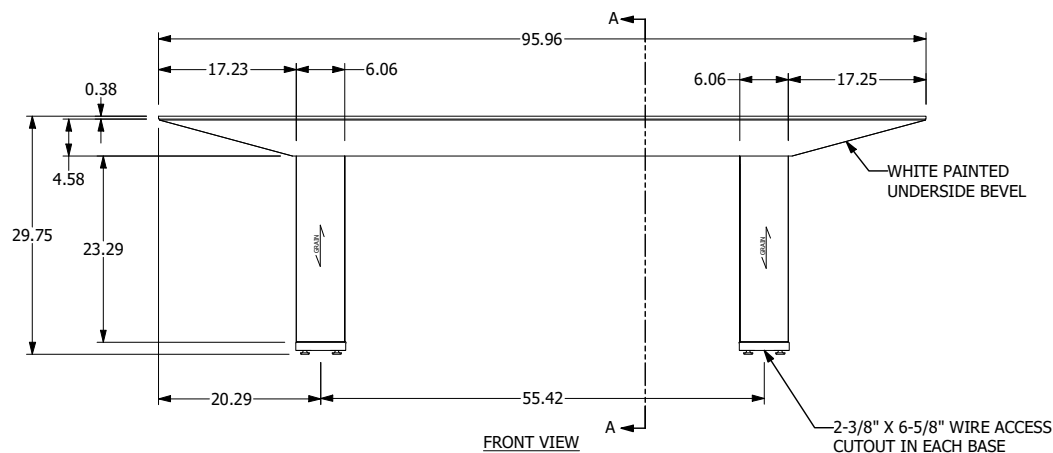


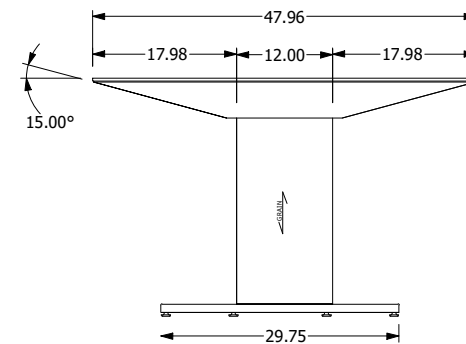
PLAN VIEW



ISOMETRIC VIEW



FRONT VIEW



SIDE VIEW

NOTES:

1. $\pm 1/32$ " TO ALL PART DIMENSIONS
2. $\pm 1/16$ " TO OVERALL ASSEMBLY DIMENSIONS
3. DOCUMENT ANY CHANGES TO YOUR SUPERVISOR

EDGE BAND KEY

V=ROLL VENEER
V1=1-PLY
V3=3PLY
V16=1/16"
L=LAMINATE

CCN

200 LEHIGH STREET
GENEVA, NY 14456
315-789-4400
www.ccnintl.com

CUSTOMER		PRODUCT LINE	SPECIES
JOB NO	TAG	DESCRIPTION	
LINE NO	FINISH		
QUANTITY	CHECKED BY		
DATE 12/5/2024	DRAWN BY M Bowman	DRAWING NUMBER AERO^TA3	
B.O.M.	SHEET NO 1 OF 1	REV	